


ELECTRON TUBE DATA SHEET  
 WESTERN ELECTRIC 5998\* ELECTRON TUBE



DESCRIPTION

The 5998/421A\* is a double triode having separate indirectly heated cathodes. It is intended for use as a series tube in regulated rectifier circuits.

CHARACTERISTICS

Heater Voltage	- - - - -	6.3 volts
Plate Current per Section	{ Ebb = 110 volts; } - - -	125 milliamperes
Transconductance per Section	{ R <sub>k</sub> = 65 ohms } - - -	20000 micromhos

GENERAL CHARACTERISTICS

ELECTRICAL DATA

Heater Voltage - - - - -	6.3 volts
Heater Current - - - - -	2.4 amperes

MECHANICAL DATA

Cathode - - - - -	Coated Unipotential
Bulb - - - - -	ST 16
Base - - - - -	Medium 8-pin cctal
Mounting Position - - - - -	Any
Dimensions and Pin Connections - - - - -	See Outline drawing page 4

MAXIMUM RATINGS, Design-Center Values (Each Triode)

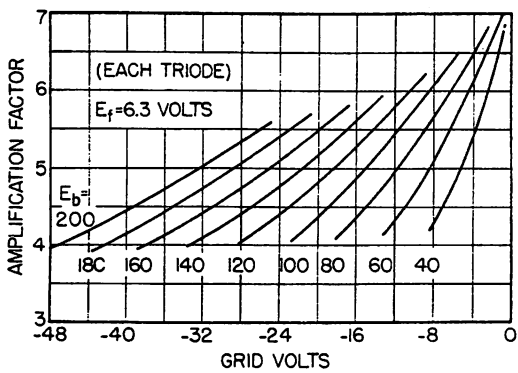
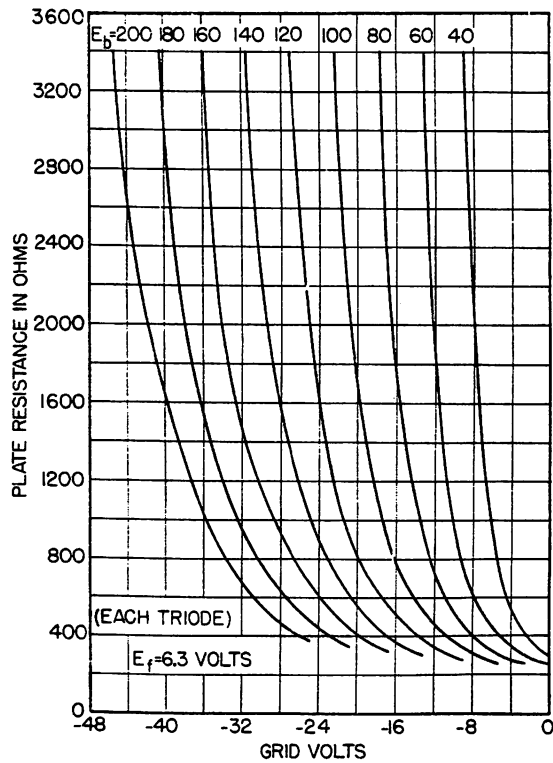
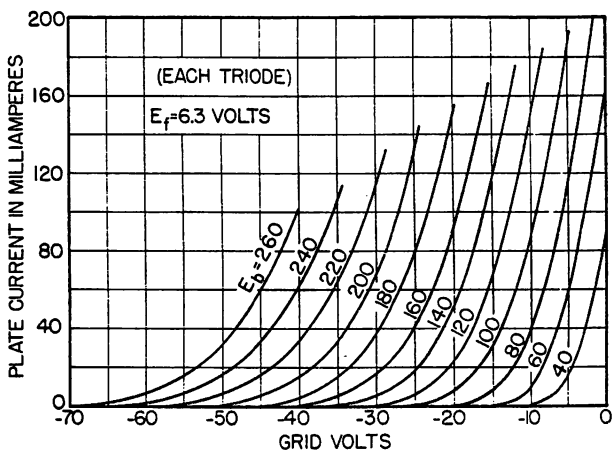
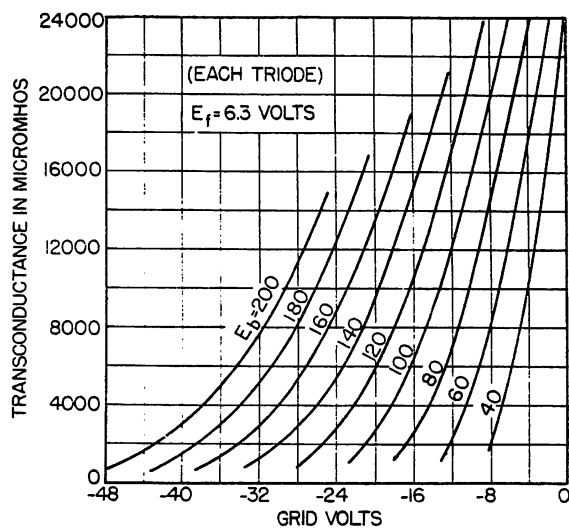
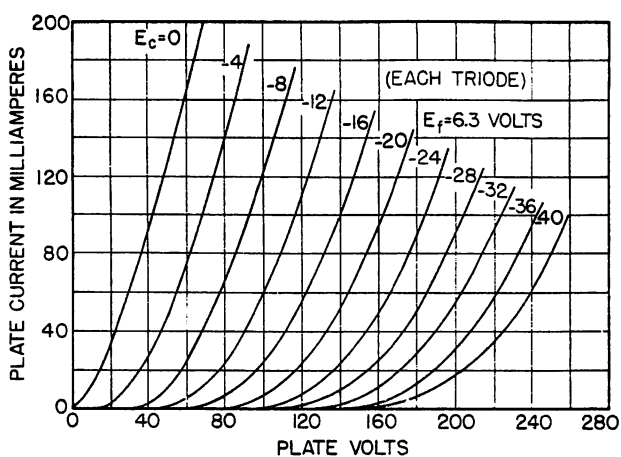
Plate Voltage - - - - -	250 volts
Plate Dissipation - - - - -	13 watts
Cathode Current - - - - -	125 milliamperes
Heater-Cathode Voltage <sup>1</sup> - - - - -	150 volts
Bulb Temperature <sup>1</sup> - - - - -	200°Centigrade

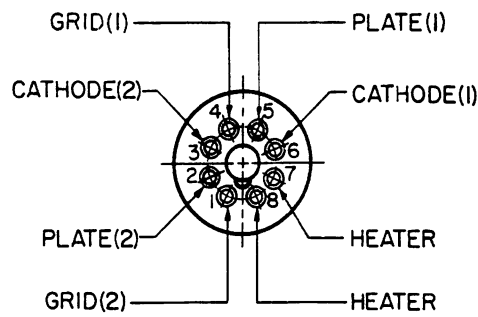
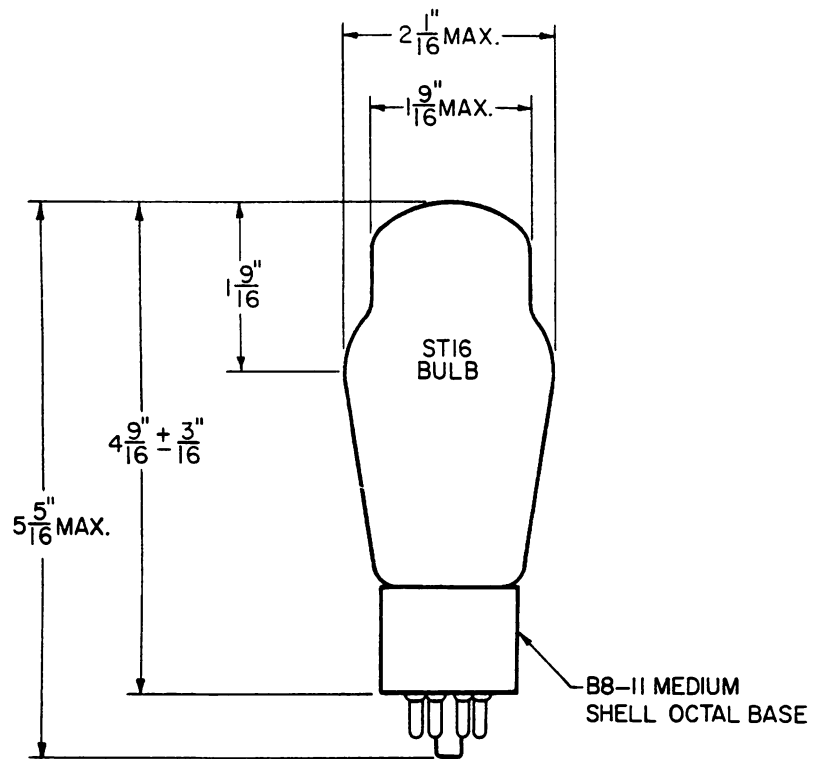
Maximum Grid Circuit Resistance for Cathode Bias - - 0.1 megohm

OPERATING CONDITIONS AND CHARACTERISTICS (Each Triode)

Plate Supply Voltage - - - - -	110	110 volts
Cathode Bias Resistance - - - - -	90	65 ohms
Plate Current - - - - -	100	125 milliamperes
Amplification Factor - - - - -	5.9	6.1
Plate Resistance - - - - -	330	305 ohms
Transconductance - - - - -	18000	20000 micromhos

Note 1: For optimum life expectancy the heater-cathode voltage should not exceed 90 volts and forced-air cooling should be provided. The air flow should be sufficient to keep the bulb temperature below 150°C.





A development of Bell Telephone Laboratories, the research laboratories of the American Telephone and Telegraph Company and the Western Electric Company