



EQUIPPED FOR VERTICAL SUSPENSION



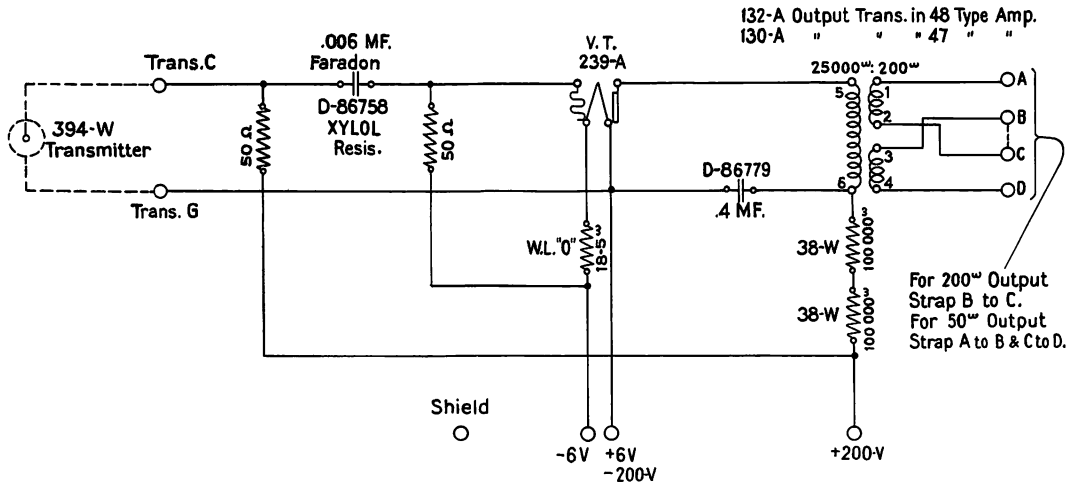
DISASSEMBLED

END COVER REMOVED



A.T. & T. CO.
Dept. of
Dev. & Res.

47A, 47B and 48A Amplifier



Electrical Research Products Inc.

W.H.A.
5/1/48

ISSUES: 3-13-41
STRAP ON R₄
WAS NOT SHOWN
NOTE-3 ADDED
ISSUE: 2 10-22-33

APP. P.
M.P.
M.P.

NOTES:-

1. R₁ 1/4" W.L. TYPE 0 1/2" RES. REPLACES 17" W.L. TYPE 0" RES.
2. 264-A VACUUM TUBE REPLACES 239-A.
3. R₄ RESISTANCE STRAPPED OUT.

ASSOCIATED DRAWINGS

47-A & 47-B AMPLIFIER (C.T.)
MOD. PER RCP-25 & RCP-26

SCHEMATIC

WESTERN ELECTRIC SYNCH. RECORD. SYSTEMS
ELECTRICAL RESEARCH PRODUCTS INC. NEW YORK

DRAWN BY: H.L.D. DATE: 2-24-31 APP'D: [Signature]
CHECKED BY: J.M. DATE: 2-24-31

SCALE: ~ **ASL-11157**

ASL-11157