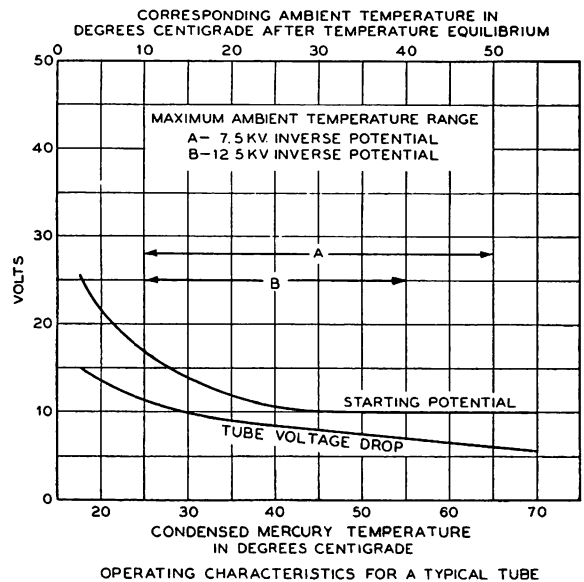
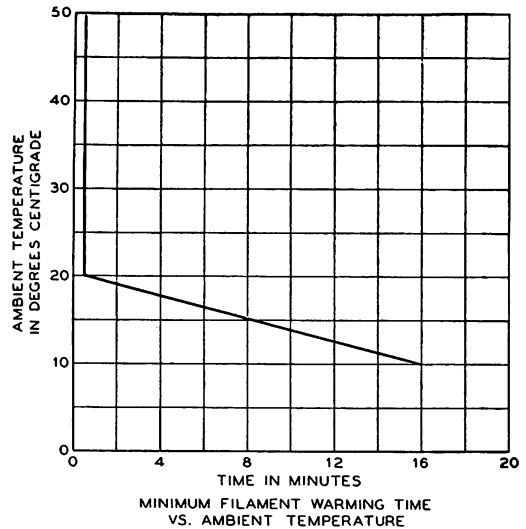
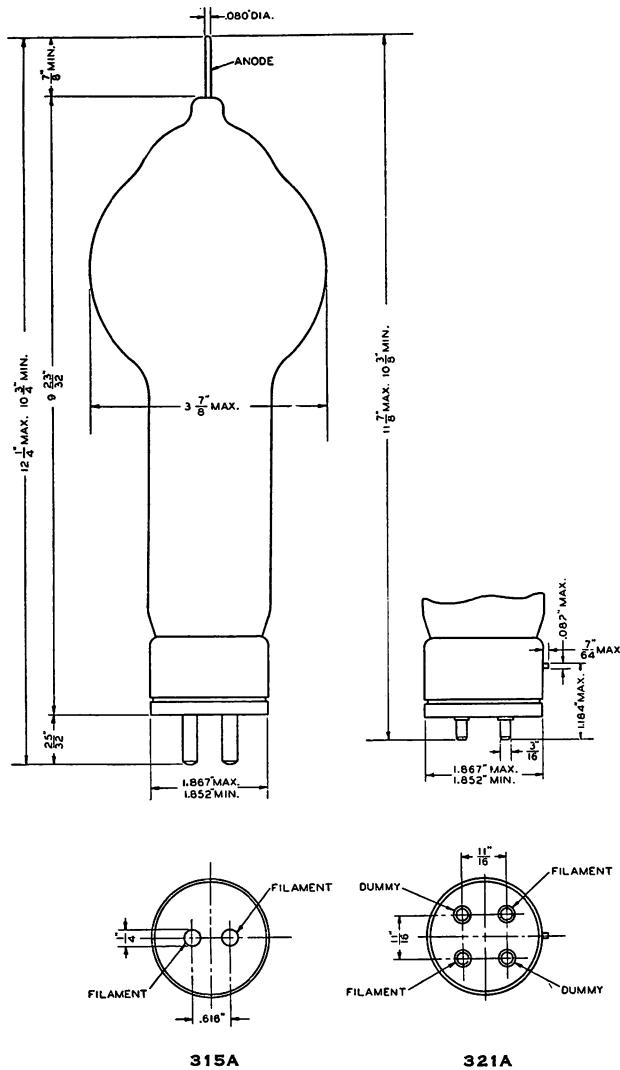


315A and 321A Vacuum Tubes



Ratings

Filament Voltage	5.0 volts
Nominal Current	10.0 amperes
Required Heating Time	30 seconds
Accelerated Filament Heating Recommended open circuit over-voltage	50%
Corresponding period of over-voltage application	15 ± 5 seconds
Tube Voltage Drop—Approximate	10 volts
Maximum Instantaneous Anode Current In-Phase Operation	4 amperes
Quadrature Operation	8 amperes
Maximum Average Anode Current In-Phase Operation	1 ampere
Quadrature Operation	2 amperes
Max. Time of Averaging Anode Current	15 seconds
Maximum Peak Inverse Anode Voltage at 10 to 40° C. ambient temperature	12.5 kilovolts
at 10 to 50° C. ambient temperature	7.5 kilovolts

Mounting—The 315A tube requires a 138B, 139A or similar socket and the 321A a W. E. 148A or similar socket. A special anode terminal connector is required. Mount in a vertical position only—base end down. A clearance of at least 3 inches should be allowed between the bulb and any adjacent object.

Circuit Outputs:

Circuit Designation	Number of Tubes	Output Voltage		Load Current—DC Amps.	
		At 7.5 kv. Inverse Voltage	At 12.5 kv. Inverse Voltage	In-Phase Operation	Quadrature Operation
A	1	2300	3800	1	2
B	2	2300	3800	2	4
C	4	2300	3800	4	8
D	4	4600	7600	2	4
E	3	3500	5800	3	6
F	6	7000	11500	3	—
G	6	3000	5000	5	10
H	6	7000	11500	—	6
I	6	7000	11500	—	6