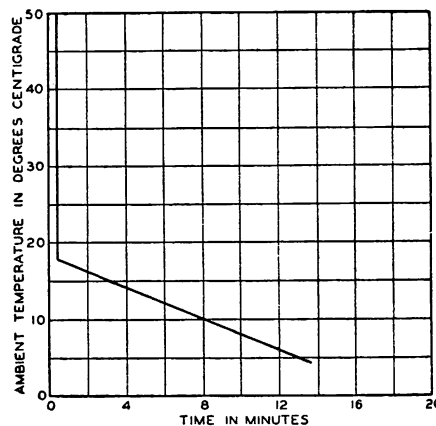
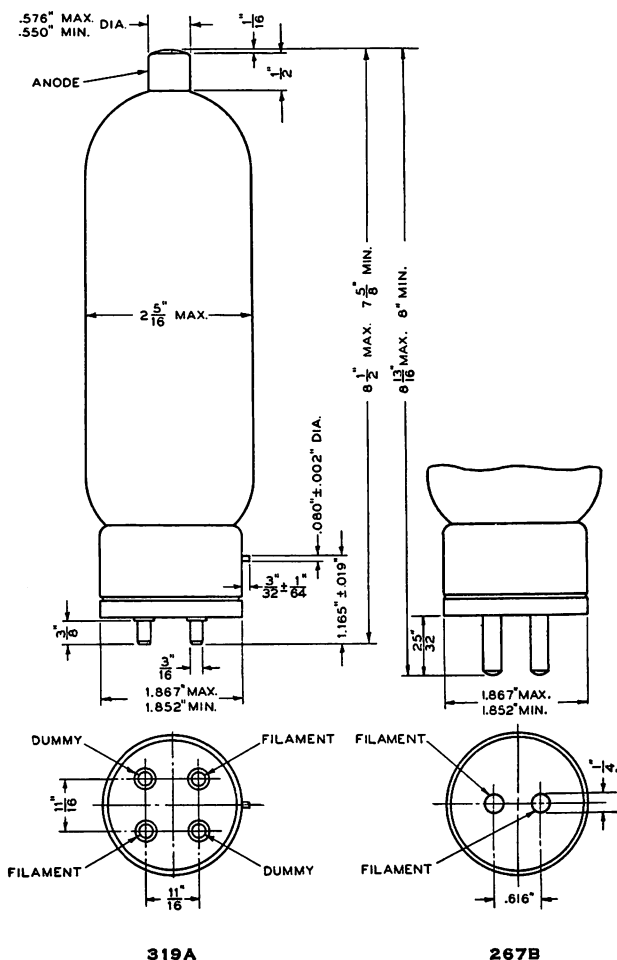
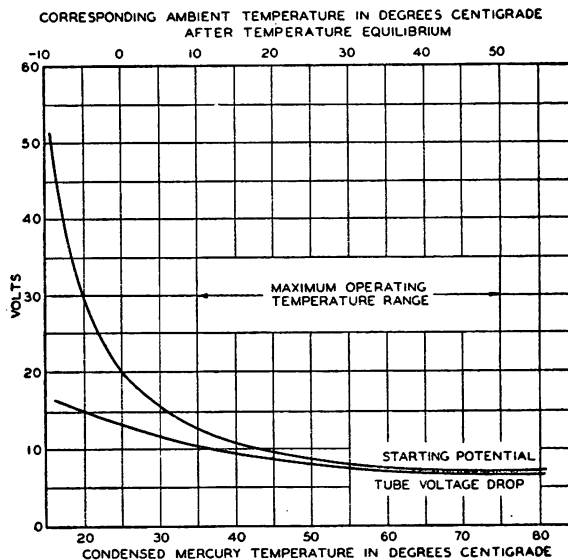


267B and 319A Vacuum Tubes



MINIMUM FILAMENT WARMING TIME VS. AMBIENT TEMPERATURE



OPERATING CHARACTERISTICS FOR A TYPICAL TUBE

Ratings

Filament Voltage	5.0 volts
Nominal Current	6.75 amperes
Required Heating Time	30 seconds
Accelerated Filament Heating Recommended open circuit over-voltage	50%
Corresponding period of over-voltage application	8 ± 2 seconds
Tube Voltage Drop—Approximate	10 volts
Maximum Instantaneous Anode Current	
In-Phase Operation	4 amperes
Quadrature Operation	8 amperes
Maximum Average Anode Current	
In-Phase Operation	1 ampere
Quadrature Operation	2 amperes
Max. Time of Averging Anode Current	15 seconds
Maximum Peak Inverse Anode Voltage	7.5 kilovolts
Maximum Ambient Temperature Range	10 to 50° C.

Mounting—The 267B tube requires a W. E. 138B, 139A or similar socket and the 319A tube a W. E. 148A or similar socket. A spring clip anode terminal connector is required. Mount in a vertical position only—base end down. A clearance of at least 2 inches should be allowed between the bulb and any adjacent object.

Circuit Outputs:

Circuit Designation	Number of Tubes	Output Voltage At 7.5 kv. Inverse Voltage	Load Current—DC Amps.	
			In-Phase Operation	Quadrature Operation
A	1	2300	1	2
B	2	2300	2	4
C	4	2300	4	8
D	4	4600	2	4
E	3	3500	3	—
F	6	7000	3	—
G	6	3000	5	10
H	6	7000	—	6
I	6	7000	—	6